

## How to obtain a certificate of origin?

Once you have identified the rule or origin applicable to your product, you will need to verify that your product complies with it and other origin requirements.

In order for your client in the trade agreement partner country to be able to import the goods under preferential tariff you will need to provide them with a certificate of origin.

Follow the steps below if you wish to find out how to obtain the certificate.

On the search results page scroll down to Certificate Provisions to understand what type of certificate is required (to find out more about different types of certificates of origin click [here](#)).

The screenshot shows a search results page with a left-hand navigation menu and a main content area. The navigation menu includes:

- Rule of Origin (RoO) ▾
- Origin Provisions ▾
- Certificate Provisions ▾
- Documents ▾
  - 📄 Certificate of origin
  - 📄 Full text of agreement
  - 📄 WTO notification

A green arrow points from the 'Certificate Provisions' menu item to the expanded 'Certificate Provisions' section in the main content area. This section lists various provisions with information icons (i) and error icons (x):

- CERTIFICATION** ⓘ
  - Self-Certification
- EXEMPTION OF CERTIFICATION** ⓘ
  - Amount Not Specified
- APPROVED EXPORTER** ⓘ
  - Not Included ❌
- COMPETENT AUTHORITY** ⓘ
  - Not Provided ❌
- PERIOD OF VALIDITY** ⓘ
  - 12 Months (For Multiple Shipments)
- RETENTION PERIOD** ⓘ
  - Three Years




At the bottom of the navigation menu is a button labeled "FIND OUT MORE".

If the agreement provides for self-certification, the exporter might need to first apply for an approved exporter status. Then an origin statement can be provided on an invoice or other commercial or shipping document by the exporter.

If a by a competent authority is required, the exporter needs to contact an appropriate organisation in the country of export, to obtain a certificate.

Click on the Certificate of origin template in the Document section to see the template of the origin certificate required.

**Rule of Origin (RoO)** ▾**Origin Provisions** ▾**Certificate Provisions** ▾**Documents** ▾

-  Certificate of origin
-  Full text of agreement
-  WTO notification

FIND OUT MORE

The Documents section is the final provision on the search result page.



This section includes links to the text of the trade agreement.

Click the Certificate of origin to see a template of the type of the certificate of origin required under the selected trade agreement (find out more about different types of certificates [here](#)).







The links are also available for the agreements where rules of origin have not yet been processed.

The links in this section may differ for different agreements.

**Documents** ▾

-  Text of the Agreement
-  Rules of Origin (Protocol 1)






**Documents** ▾

-  Text of the Agreement
-  Amended Rules of Origin (Protocol 4)
-  PECS explanatory notes by EU
-  PECS handbook by EU (English)
-  PECS handbook by EU (French)
-  PECS table on dates of application

**Documents** ▾

-  Agreement (annexes)
-  Agreement
-  Amended Rules of Origin (Annex III)
-  Amendment of agreement
-  Amendment of agreement-2
-  Communication to traders
-  Rules of Origin (Annex III)

**Documents** ▾

-  Certificate of origin
-  Product-specific rules of origin
-  Chapter on rules of origin
-  Chapter on origin procedures
-  Full text of agreement

After clicking the Find out more button allows you to access further information.

Further information on the certificate of origin requirements are available in the Administrative procedures section. You can download a templated of origin certificate from this page. In addition, the section includes a link to the competent authority responsible for tariffs and origin issues in each member party. Links to Chambers of Commerce and other institutions are also often included as well as to national export promotion agencies.

**Rule of Origin (RoO)** ▾

---




**Origin Provisions** ▾

---

**Certificate Provisions** ▾

---

**Documents** ▾

-  Certificate of origin
-  Full text of agreement
-  WTO notification

FIND OUT MORE

**Certification of origin (CoO)**

---

The certification type under FTA, EU-Canada is **self-certification**. This means that certificate of origin can be issued by the exporter himself.

1. Download and complete the certificate of origin (CoO) for FTA, EU-Canada agreement.






DOWNLOAD CERTIFICATE OF ORIGIN

2. Contact responsible institutions of your country for assistance and additional information.

**Institutions**

---

DIRECTORATE-GENERAL FOR TRADE (EU COMMISSION)

-  Rue de la Loi 170/Wetstraat 170
-  Website
-  +32 2 299 11 11
-  @Trade\_EU
-  Inquiry

